

International Journal of Innovative Research in Science, Engineering and Technology

(A High Impact Factor, Monthly, Peer Reviewed Journal)

Visit: www.ijirset.com

Vol. 6, Issue 12, December 2017

A Correlational Study in Changes of Haemolymph Amino Acid Concentration in Certain Multivoltine Silkworm Races of *Bombyx Mori*. L During 5TH Instar Development

Dr. Amresh Pattnaik¹, Prof. Subasini Pattnaik²

Research Scholar, Department of Zoology, Bhanjabihar, Berhampur, Ganjam, Odisha, India¹

Professor, Department of Zoology, Bhanjabihar, Berhampur, Ganjam, Odisha, India²

ABSTRACT: Haemolymph amino acid of the fifth instar larvae of three multivoltine races namely MCON-1, MCON-4 and M₆DPC of *Bombyxmori*. L was studied. Out of three different varieties of bivoltine races, MCON-1 race showed best performance in haemolymph amino acid content as well as certain economic characters like cocoon weight (CW), Shell weight (SW) and Shell Ratio Percentage (SR%). Basing upon the above characters the efficiency of the silkworm races was considered. , MCON-1 is showing the best performance and highly significant by ANOVA. The correlational study indicates that MCON-1 and MCON-4 are highly significant than M₆DPC .Their changes in concentration of haemolymph amino acid is gradually increased from 1st day to the 6th day as well and it started declining from the 7th day. The present study showed that there is a direct relationship established between haemolymph amino acid with body weight, cocoon weight, shell weight (SW) and shell ratio percentage (SR %). The above characters were important for the selection for hybridization as well as commercial rearing.

KEYWORDS: Haemolymph amino acid, Multivoltine, Cocoon weight, Shell weight, Shell ratio percentage (SR%), Rearing performance.

I. INTRODUCTION

As we know Amino acids are the basic structural and molecular building blocks of proteins. Amino acids contain a basic amino group (NH₂) and an acidic carboxyl group (COOH), both attached to the same carbon atom. Since the carboxyl group has a proton available for binding with the electrons of another atom, and the amino group has electrons available for binding with a proton from another atom. The amino acid behaves as an acid and a base simultaneously. The process of such formation from an m-RNA template is known as translation, which is part of protein biosynthesis. Twenty amino acids are encoded by the standard genetic code and are called proteinogenic or standard amino acids. Other amino acids contained in proteins are usually formed by post-translational modification, which is modification after translation in protein synthesis.

II. RELATED WORK

Literature on nutritional significance of amino acids in silkworm *Bombyxmori*.L reveals the quantitative and qualitative requirement of the amino acids (Arai and Ito, 1964, Ito and Arai, 1967, Bose et al. 1989 and Nair and Kumar, 2004). Amino acids which bind together as long chains in proteins will be broken down to amino acids in the process of digestion mediated by the digestive enzymes in the mid gut. Silkworms do not have enzymes required to synthesize all the

International Journal of Innovative Research in Science, Engineering and Technology

(A High Impact Factor, Monthly, Peer Reviewed Journal)

Visit: www.ijirset.com

Vol. 6, Issue 12, December 2017

amino acids. These amino acids are required for the growth of the larva. With this novel idea the present investigation was undertaken to know the content of free amino acid in the haemolymph of the 5th instar larval period. The quality of diet can be made to improve the free amino acid on the basis of its amino-acid content. Basing on this piece of work many work has been done on the basis of the amino acid content of silk gland in this context but, my piece of work is a bit different that is a correlational study on the concentration of the haemolymph amino acid of certain multivoltine larvae of the silkworm *Bombyxmori*. L during 5th instar development. It also includes which factors are able to do the concentration change in subsequent varieties of bi and multivoltine.

With this novel idea the present investigation was undertaken to know the content of free amino acid in the haemolymph of the 5th instar larval period. The quality of diet can be made to improve the free amino acid on the basis of its amino-acid content.

III. MATERIAL AND METHODS

Three Multivoltine races of *Bombyxmori*.L namely MCON-1,MCON-4 and M₆DPC races were collected from different breeding stations of Central Silk Board. For the present work silkworms have been collected from Central Sericulture Research and Training Institute (CSRTI), Berhampore (WB). The races were reared and maintained by adopting the **Krishnaswami**(1978) method. Fifth instar larvae were weighted and sacrificed from the 1st day onwards till cocoon formation. The haemolymph was collected in a clean vile containing few thiourea granules by pricking the abdominal leg just before the last leg. For the estimation of total ascorbic acid content in haemolymph of silkworm the method of **Moore and Stein (1957)**with a little modification was followed. Besides the cocoon weight, the shell weight and shell ratio percentage were calculated. All the data were subjected to ANOVA using standard statistical procedure and the relationships between two continuous variables was computed. The data's were also subjected to correlation coefficient.

IV. OBSERVATION

The Amino acid content in the haemolymph increased significantly to its peak from the first day upto the 6th day and then started declining (Table-1). Beside haemolymph ascorbic acid progressive significant increments in the body weight were also observed in all the races is a common feature. The present data's showed a significant variation in the quantity of the haemolymph protein was also recorded as in Table-1.The observed data showed strong degrees of positive Correlationship between the haemolymph ascorbic acid and the body weight. However a significant correlationship was also exists between the cocoon weight and shell weight.

Table-1 : Comparison in the Concentration of Free Amino acid (mg/ml.) in the Haemolymph of some Multivoltine Silkworm Races, *Bombyxmori* L during 5th instar development

Vth Instar Duration	MULTIVOLTINE RACES		
	MCON-1 MEAN ± S.E.M	MCON-4 MEAN ± S.E.M	M ₆ DPC MEAN ± S.E.M
1 st Day	93.253 ±0.004	84.578 ±0.009	80.24 ±0.004
2 nd Day	119.227 ±0.023	116.385 ±0.067	112.12 ±0.079
3 rd Day	201.686 ±0.012	196.626 ±0.034	190.12 ±0.056
4 th Day	334.698 ±0.024	330.361 ±0.035	325.301 ±0.028
5 th Day	436.867 ±0.015	423.373 ±0.009	414.939 ±0.006
6 th Day	567.59 ±0.018	562.53 ±0.083	558.313 ±0.056
7 th Day	184.698 ±0.054	176.265 ±0.028	169.518 ±0.074

International Journal of Innovative Research in Science, Engineering and Technology

(A High Impact Factor, Monthly, Peer Reviewed Journal)

Visit: www.ijirset.com

Vol. 6, Issue 12, December 2017

Anova of Multivoltine Races (Haemolymph Free Amino acid)

ANALYSIS OF VARIANCE				
Source Of Variation	SS	df	MS	F
Between the Days	555149	6	92524.84	13358.71**
Between the Races	540.9467	2	270.4734	39.05086**
Error	83.11418	12	6.926182	
Total	555773.1	20		

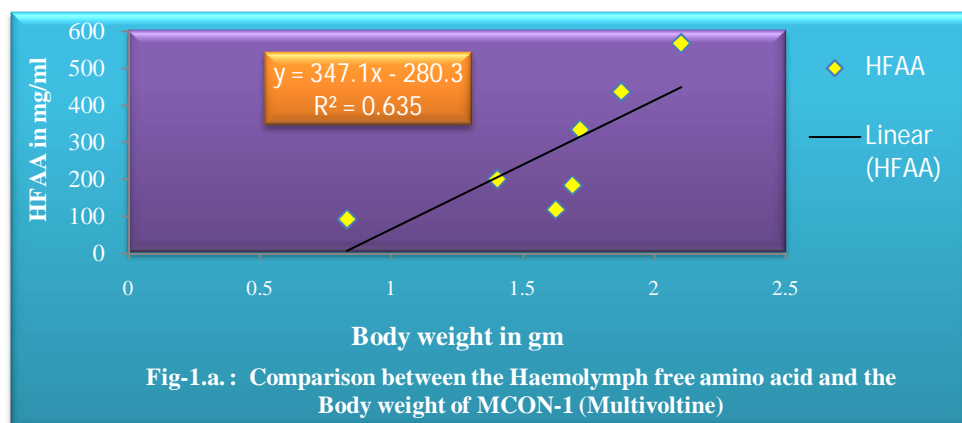
NB : NS=Not Significant, *-- Significant at (0.05) 5% level, ** --Significant at (0.01)1% level

Table-2: Coefficient of correlation between the haemolymph free amino acid with body weight in multivoltine races of silk worm *Bombyx mori*.L during 5th instar development

Sl. no.	Races of silkworm	Variables	Coefficient of correlation 'r'	df	't' Test	df
1	MCON-1	BW Vs HFAA	0.7973*	06	2.447*	6
2	MCON-4	BW Vs HFAA	0.8858**	06	2.447*	6
3	M ₆ DPC	BW Vs HFAA	0.8002**	06	2.447*	6

NB : NS=Not Significant, *-- Significant at (0.05) 5% level, ** --Significant at (0.01)1% level

In the present study the amount of haemolymph free amino acid from different days in fifth instar larval period were studied to establish a profile of silkworm haemolymph free amino acid to understand certain development as well as taxonomic characters. Haemolymph free amino acid in different races of *Bombyx mori* also gives an insight into a comprehensive understanding of silkworm metamorphosis.

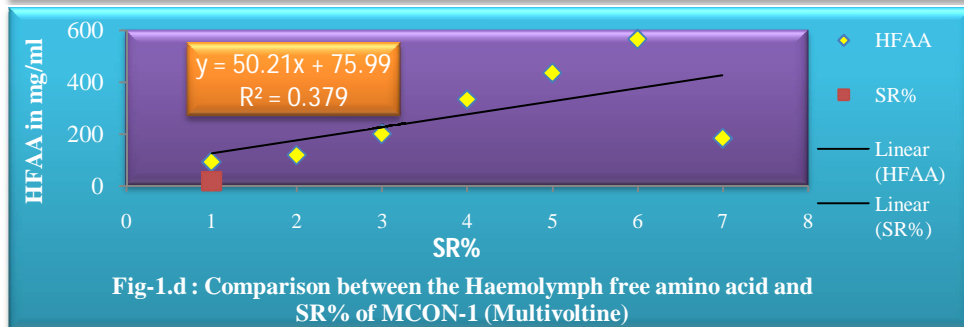
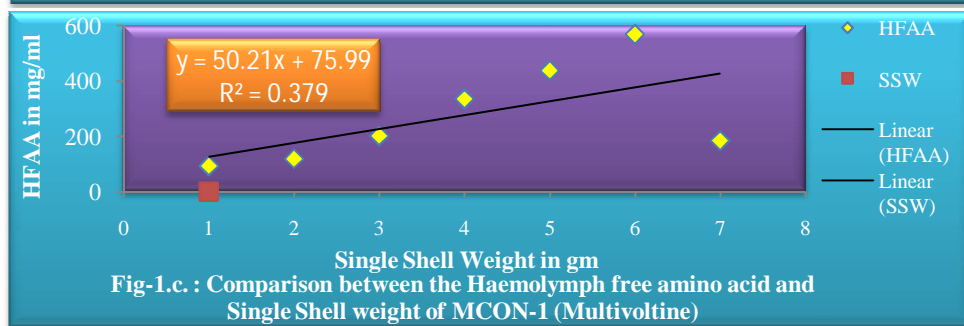
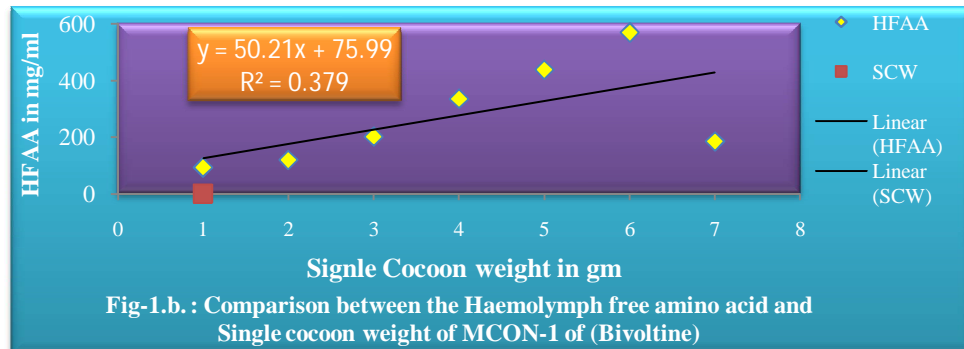


International Journal of Innovative Research in Science, Engineering and Technology

(A High Impact Factor, Monthly, Peer Reviewed Journal)

Visit: www.ijirset.com

Vol. 6, Issue 12, December 2017



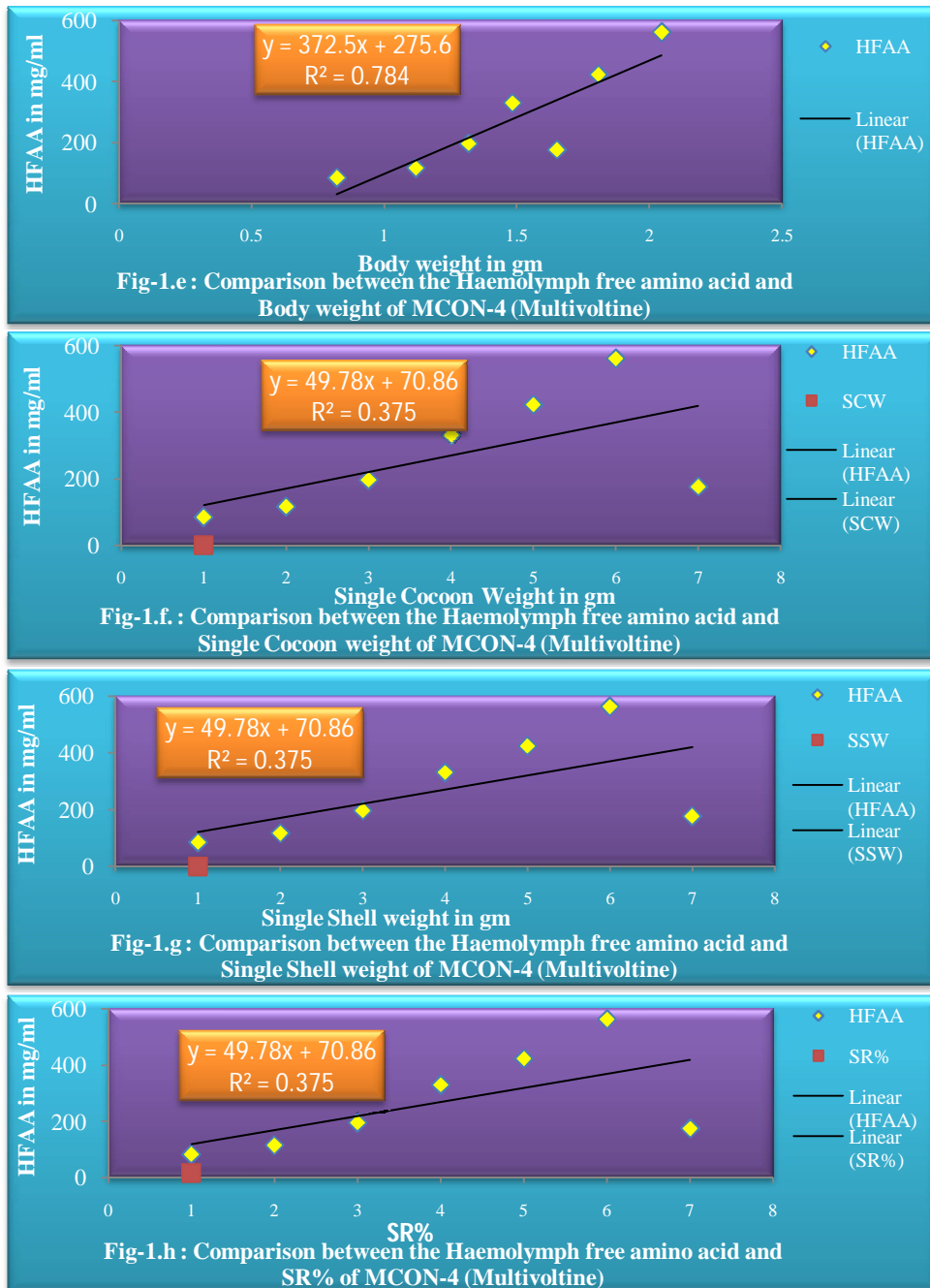
The Haemolymph free amino acids in three races of silkworm *Bombyxmori* were studied, out of which three races are multivoltine. The concentration of free amino acid was increased progressively from the first day up to the last larval day as in the Table-1. The data were subjected to ANOVA test. A significant increment in the amount of free amino acid was observed in each day of all the races. Analysis of variance showed that there was a significant variation in the concentration of free amino acid among three races as in Table-1. MCON-1 showed a higher value in the concentration of free amino acid in comparison to other *Bombyxmori* races as in Table- 1&2. However, the above races showed a common pattern in the concentration of the free amino acid as in Fig-1. At the 7th days or the day just before pupation all the races showed decrement in the concentration of free amino acid as in Fig-1.

International Journal of Innovative Research in Science, Engineering and Technology

(A High Impact Factor, Monthly, Peer Reviewed Journal)

Visit: www.ijirset.com

Vol. 6, Issue 12, December 2017



The correlation between the Body weight and Haemolymph Free amino acid were established. The data of Body weight and Haemolymph Free amino acid of three races were subjected to co-efficient of correlation. Table-1&2, indicates a positive correlation between body weight and Haemolymph free amino acid. Correlation was further

International Journal of Innovative Research in Science, Engineering and Technology

(A High Impact Factor, Monthly, Peer Reviewed Journal)

Visit: www.ijirset.com

Vol. 6, Issue 12, December 2017

confirmed by the 't' test analysis. It was found that there was significant correlation between body weight and Haemolymph free amino acid as in Table:-1&2.

The morphological characteristics of an organism are basically the results of the metabolic processes and the synthesis of proteins. The free amino acids (FAAs) are the building blocks of their proteins. These are used in their synthesis as coded by the genetic constitution of the organism. The free amino acid shows characteristic pattern for a particular insect. Thus, the free amino acid pattern exhibited by seven races of silkworm has been studied with a view to establish certain similarities and variations among them. The similarities and variations in free amino acid patterns at species level have been considered as a tool in taxonomy (Hardon and Mitchell 1951, Micks and Ellis 1951, Ball 1952, Micks 1954, Fox 1956, Kirk *et.al.*, 1954 and Micks 1956).

Insects have a very high free amino acid content in the Haemolymph and this fact was appropriately been proposed as a biochemical characteristic of the class (Florkin, 1959). The function of the high free amino acid content in the Haemolymph is not clear (Chen, 1966; Corrigan, 1970). Some function have however been attributed to the free amino acid of the haemolymph and according to Chen (1966) they are precursor for protein synthesis, participation in detoxification mechanisms, buffering and osmoregulation. Most of the work on the free amino acids of blood has been concerned with holometabolous insects.

As in Table-1 and Fig-1 the result shows that there is a significant increment in the free amino acid level as the larvae progresses from the 1st day to the 6th day during 5th instar larval period. The analysis of the available data showed a variation in the free amino acid content of the haemolymph. Similar type of variation in amino acids are also found in many insects species (Chen, 1971). Species specific variations in the ontogenic pattern of haemolymph free amino acid have been found during the larval development of the number of insect species. Such variations probably reflects the balance between synthesis, storage, transport and degradation of structural and functional proteins during ontogeny (Florkin and Jeuniaux, 1974). Changes in amino acid patterns are influenced by several factors which include diet, insect activities, disease and exposure to toxin. Developmental changes in amino acid concentration as in Table-14 may be associated with molting (Florkin and Jeuniaux, 1974) metamorphosis (Wirtz, F and Hopkins, T. 1974) and diapauses (Boctor, I, 1981). In developing *Melanoplussanguinipes* various Haemolymph amino acid concentration fluctuate from the egg to adult stage with large increase in asparagines, proline, alanine, glycine, glutamine and valine occurring in the third instar nymph. (Roberts, R. and Smith, H, 1971a). Free Haemolymph amino acids increased from 982 (2nd instar) to 1190 (6th instar) in developing *Spodopteralittoralis*, with a decline in glutamine and tyrosine, but an increase in histidine, citruline and Gamma amino butyric acid (GABA) (Boctore, I and Salem, S, 1973). Total Haemolymph amino acid decline in aging *Schistocercagregaria* females and males (Kulkarni, A and Mehrota, K., 1970). Exposure of insects to certain insecticides results in significant reduction of some amino acids including depletion of Haemolymphproline (Corigan, J. and Kearns, G, 1963 : Kulkarni, A. and Mehrota, K., 1973).

However, the concentration of free amino acid in the Haemolymph declines significantly just before pupation as in Fig-1 and Fig-2 in all the races. The reason might be the transfer of free amino acid to the silk gland for the utilization of silk synthesis during spinning period. During intermoult stage, most of the amino acids resulting from digestion are transported directly to the silk gland via the Haemolymph (Amanieu. M. *et al.*, 1965).

Analysis of amino acids and their ratio in mulberry leaf protein and cocoon silk protein revealed no such significant difference. Requirement of either glutamate or aspartate and non-essential amino acids for full growth, and partially replacement of dietary alanine, glycine and serine by glutamate and aspartate was studied by Ito and Arai, 1966 & 1967.

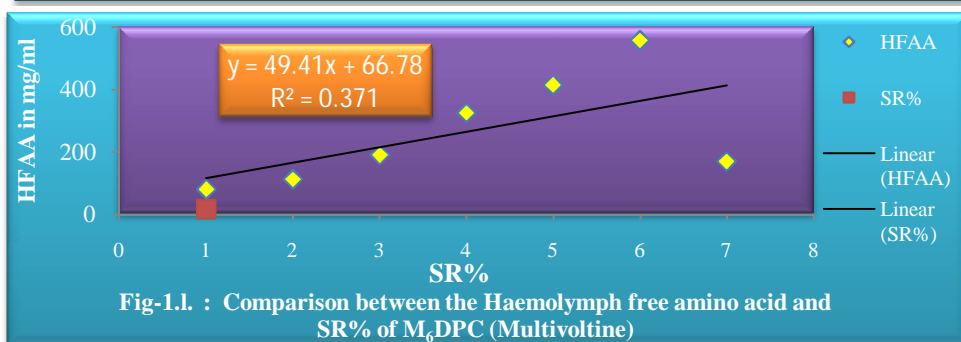
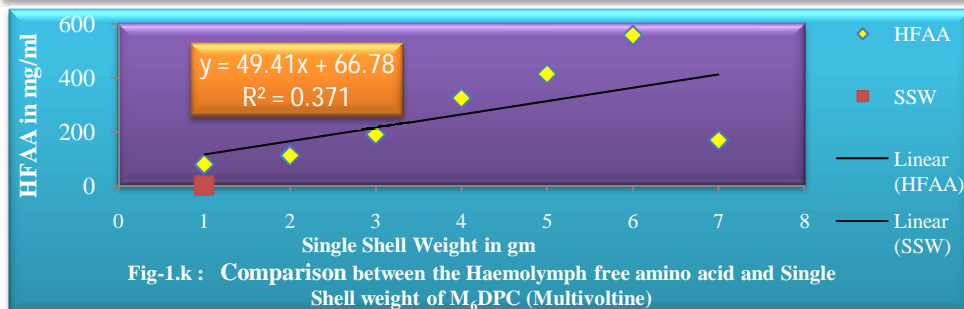
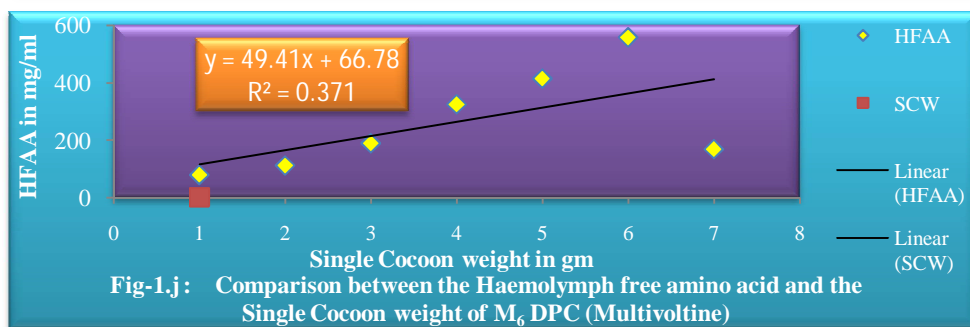
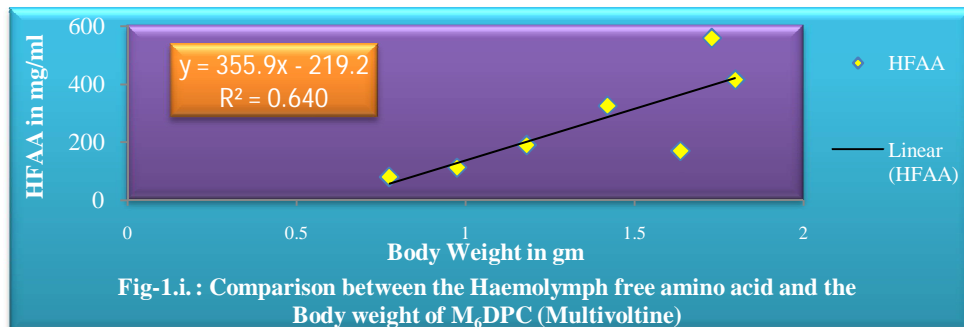
Thus Seri-nutrid, a semi-synthetic diet can be safely used for young instar rearing up to II instar. Though it contains high amino acid in hydrolyzed sample, amino acids available after digestion of protein of Seri-nutrid in midgut are sufficient for normal growth of I instar silkworm and it proved that availability of amino acid in diet is at par with the requirement for the robust growth of silkworm and to the amino acid content of the mulberry leaf in first instar.

International Journal of Innovative Research in Science, Engineering and Technology

(A High Impact Factor, Monthly, Peer Reviewed Journal)

Visit: www.ijirset.com

Vol. 6, Issue 12, December 2017



The available data were subjected to coefficient of correlation between haemolymph free amino acid with body mass, cocoon weight, shell weight and SR% as in Fig:- 1.a up to Fig:-1.b₁.. Coefficient of determination (R^2) indicated a positive but, high correlation exists between haemolymph free amino acid and body weight with the regression line obtained $Y = 411.5X + 583.2$. The result signifies that 82.9% correlation exists between the above two variables. So, the correlation of haemolymph free amino acid with cocoon weight, shell weight and SR% were

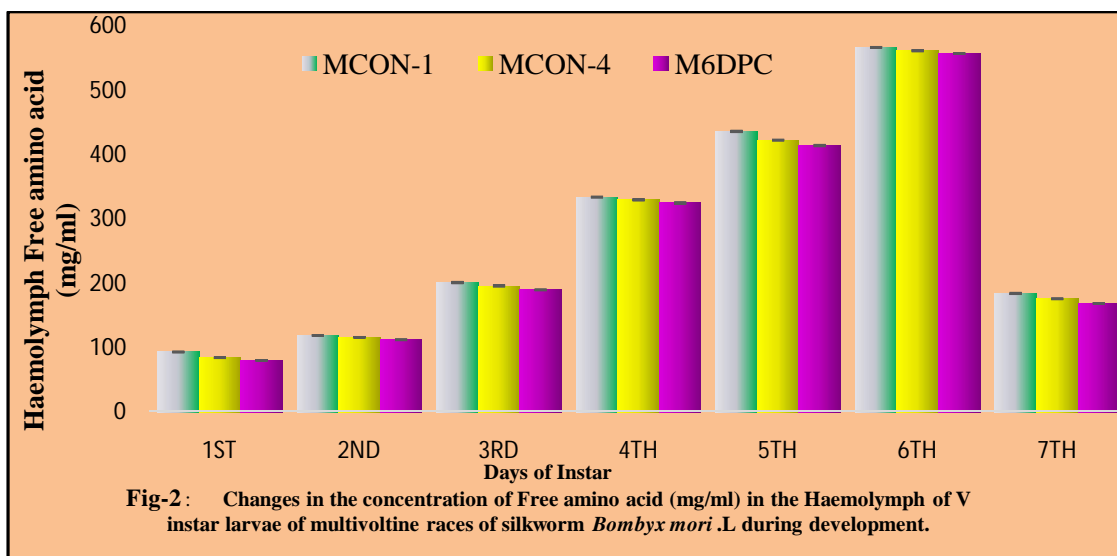
International Journal of Innovative Research in Science, Engineering and Technology

(A High Impact Factor, Monthly, Peer Reviewed Journal)

Visit: www.ijirset.com

Vol. 6, Issue 12, December 2017

also found as in Table:-1&2 and Fig:-1.a ...1.b₁. However, with the R² value, it was indicated a positive moderate correlation R = 0.360 (Cocoon weight) with line of regression Y = 48.36X + 105.7. From the above data, it was evident that the growth of the body depends upon the free amino acid pool in haemolymph.



V. CONCLUSION

In the present study the amount of the haemolymph free amino acid in fifth instar period from four bivoltine races were recorded to establish a profile of silkworm haemolymph Ascorbic acid. The present data also gave an insight into a comprehensive understanding of silkworm metamorphosis.

VI. ACKNOWLEDGEMENT

The authors thank the authorities of Berhampur University, Odisha, for providing necessary laboratory facilities.

REFERENCES

- [1]. Boctor, I.Z., . Changes in the free amino acids of the hemolymph of diapause and non-diapause pupae of the cotton bollworm, *Heliothis armigera* Hbn. (Lepidoptera: Noctuidae). *Experientia* 37, 125– 126, 1981
- [2]. Chen, P. S. . Amino acid and protein metabolism in insect development. *Adv. Insect Physiol.* 3, 53-132, 1966
- [3]. Chen, P.S., . Biochemical aspects of insect development. In: Monograph in developmental biology. (A. Wolsky and N.Y Tarrytown, Ed.) Karger, Basel., 3: 230., 1971
- [4]. Florkin and Jeuniaux : Haemolymph composition. In the Physiology of Insect (Ed by Rockstein, M) *Academic Press, New York*, 5: pp. 07. 1974
- [5]. Florkin, M. & Jeuniaux, C. The physiology of Insecta. V. Ed. *Rockstein Academic Press*, 1974
- [6]. Hardon, R. *et.al.* Free amino acids, ions, and osmotic pressures of the haemolymph of three species of blackflies. *Can. J. Zool.* 54, 399-404. 1951
- [7]. Phillips, C.N., A.C. Tierney and H.M. Roche, : Gene-nutrient interactions in the metabolic syndrome. *J. Nutrigenet. Nutrigenomics*, 1: 136-51, 2008.
- [8]. Raman, C.; Manohar, S.L.; Xavier, N. and Krishnan, M.A. : Expression of silk gene in response to p-soyatox (hydrolysed soybean protein) supplementation in the fifth instar male larvae of *Bombyx mori* L. *Journal of Cell and Molecular Biology*, 6 (2): 163-174, 2007..
- [9]. Ramesha C, Anuradha CM, Lakshmi H, Sugnana Kumari S, Seshagiri SV, Goel AK and Suresh Kumar C : Nutritional Traits Analysis for the Identification of Nutritionally Efficient Silkworm Germplasm Breeds. *Biotechnology*, 9(2): 131-140, 2010..
- [10]. Rharrabe K, Sayah F, La Font R. : Dietary effects of four phytoecdysteroids on growth and development of the Indian meal moth. *Plodia interpunctella. Journal of Insect Science.* 2010.



ISSN(Online): 2319-8753
ISSN (Print): 2347-6710

International Journal of Innovative Research in Science, Engineering and Technology

(A High Impact Factor, Monthly, Peer Reviewed Journal)

Visit: www.ijirset.com

Vol. 6, Issue 12, December 2017

- [11] Robert R : Seasonal strategies in insects *N.Z. Entomology* 64: 350-356.1971
- [12].Talebi E, Khademi M, Subramanya G. : Application of biometrical genetics in mulberry silkworm breeding: A review. *International Journal of Pure and Applied Science and Technology*; 1: 42–59, 2010.
- [13].Wirtz . F : Report on the advisory panel on the SAT score decline on amino acid treatment. *Newyork college board* 19 :77-79,1974
- [14].Xavier Belles : When inordinate tissue growth is beneficial: Improving silk production by increasing silk gland size *Cell Res. Cell Res. June*; 21(6): 862–863. ,2011.